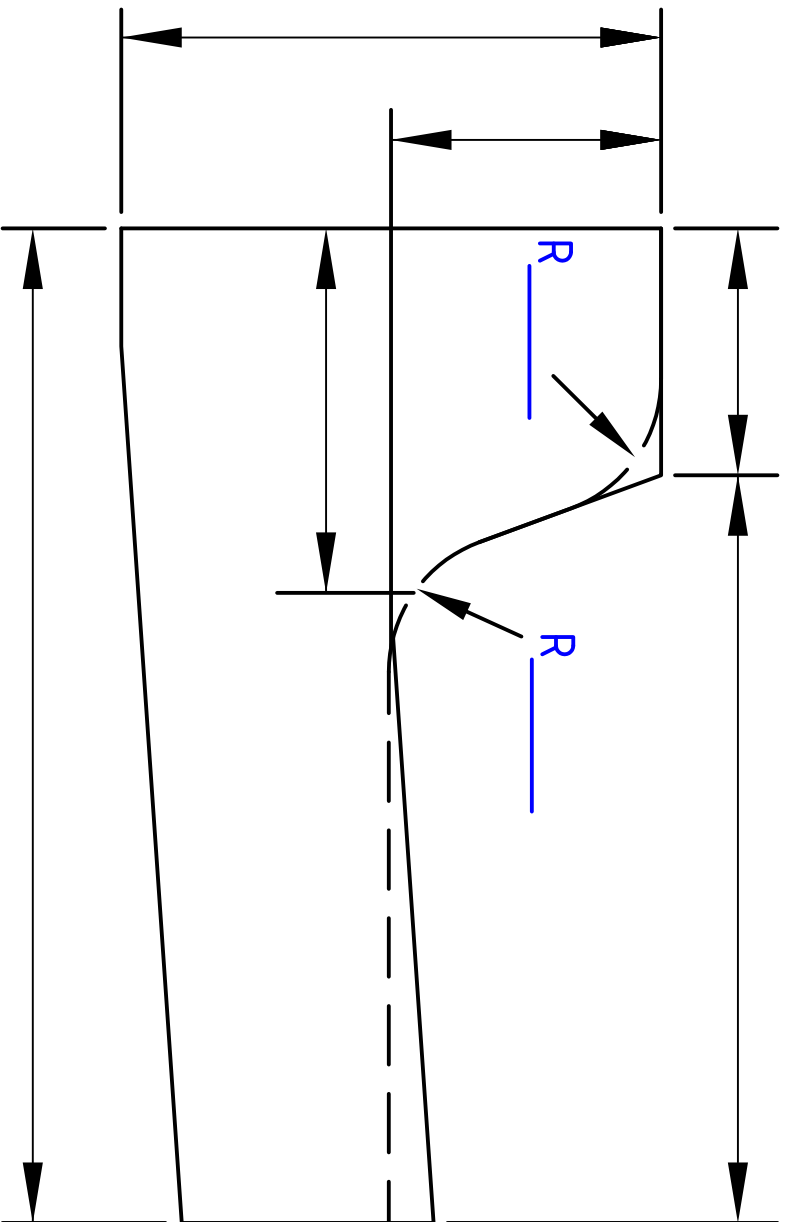


# EXACT DIMENSIONS ARE REQUIRED




SIGNATURE: \_\_\_\_\_

DATE: \_\_\_\_\_

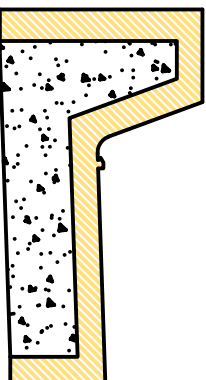
## FULL-DEPTH DIVISION PLATE

Full-Depth Division Plates assure accurate positioning of all forms and are used when full-depth joints are required.



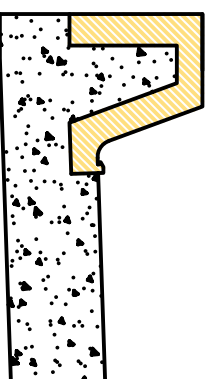
## SKELETON DIVISION PLATE

Skeleton Division Plates create a continuous slab of concrete with partial-depth scoring for "controlled cracking".



## SHORT SKELETON DIVISION PLATE

Short Skeleton Division Plates provide auxiliary face form support at intermediate positions with a minimum scoring of concrete.



**NAME OF PART: DIVISION PLATE**  
**SPECIFICATION:**

**ORDER #**  
**DATE**

**CUSTOMER:**  
**CITY/STATE:**